



Suffolk County Market Updates

June 2020

Closed Median Sale Price 2
Pending Median Sale Price 3
Number of Closed Monthly Transactions 4
Number of Pending Monthly Transaction 5

Sold Property Median Price for:

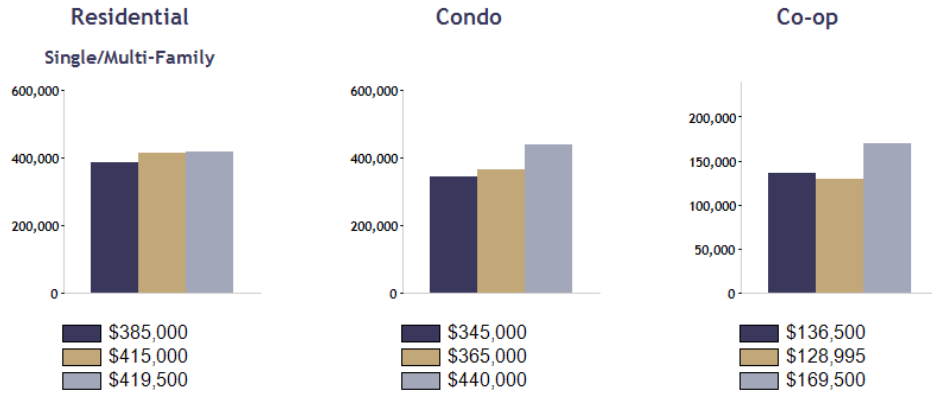
Location: Suffolk (County)

Date Range

Jun 2018	Jun 2019	Jun 2020
----------	----------	----------

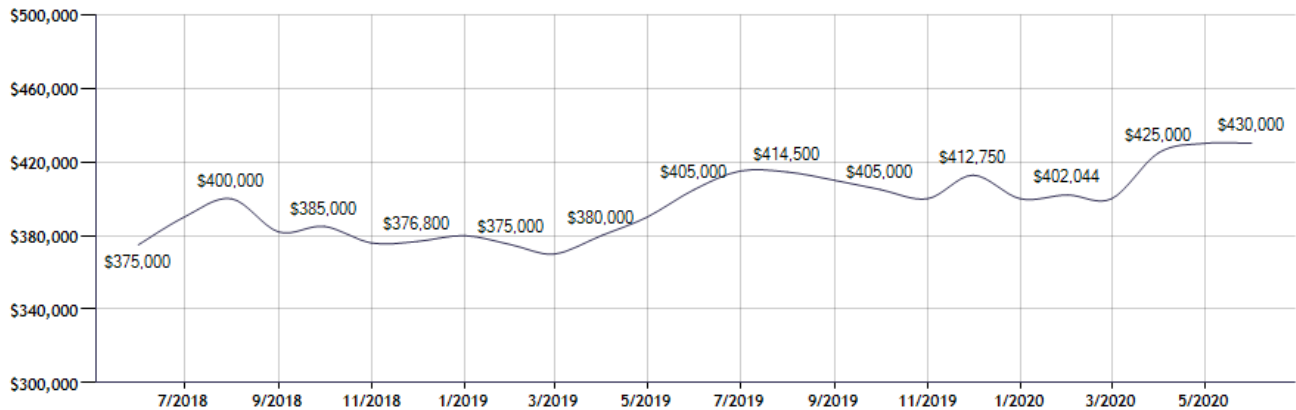
Current Available Inventory - 5,522
 Current Median List Price - \$549,000

Residential, Condo, Co-op Properties



Month	Current Year	Prior Year	% Change
Jun-2020	\$430,000	\$405,000	6.2
May-2020	\$430,000	\$390,000	10.3
Apr-2020	\$425,000	\$380,000	11.8
Mar-2020	\$400,000	\$370,000	8.1
Feb-2020	\$402,044	\$375,000	7.2
Jan-2020	\$400,000	\$380,000	5.3
Dec-2019	\$412,750	\$376,800	9.5
Nov-2019	\$400,000	\$376,000	6.4
Oct-2019	\$405,000	\$385,000	5.2
Sep-2019	\$410,000	\$382,000	7.3
Aug-2019	\$414,500	\$400,000	3.6
Jul-2019	\$415,000	\$390,000	6.4

Sold Property Median Price for: Location: Suffolk (County) (Last 24 Months - Residential, Condo, Co-op Properties)



Note: Information displayed in the data table is compiled by OneKey™ MLS and represents a combined total of Residential, Condo, Co-op Properties sales for the selected time frame. Only available data will be displayed. Please note that small data samples will skew the % of change year to year. This information is intended for marketing purposes only.

Pending Sales Median Price for:

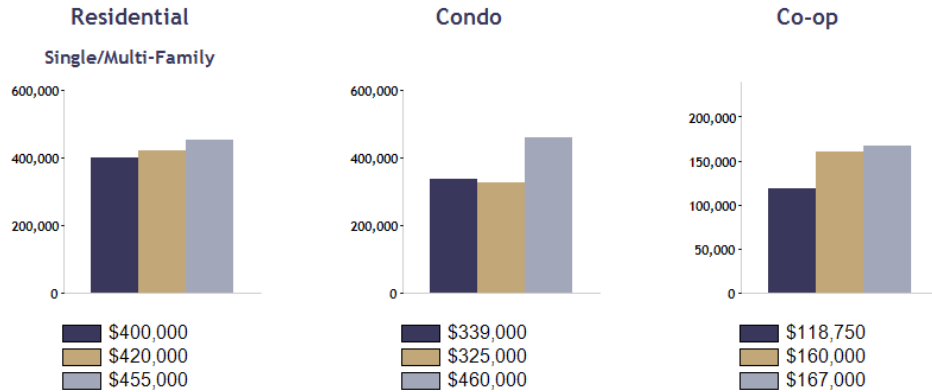
Location: Suffolk (County)

Date Range

Jun 2018	Jun 2019	Jun 2020
----------	----------	----------

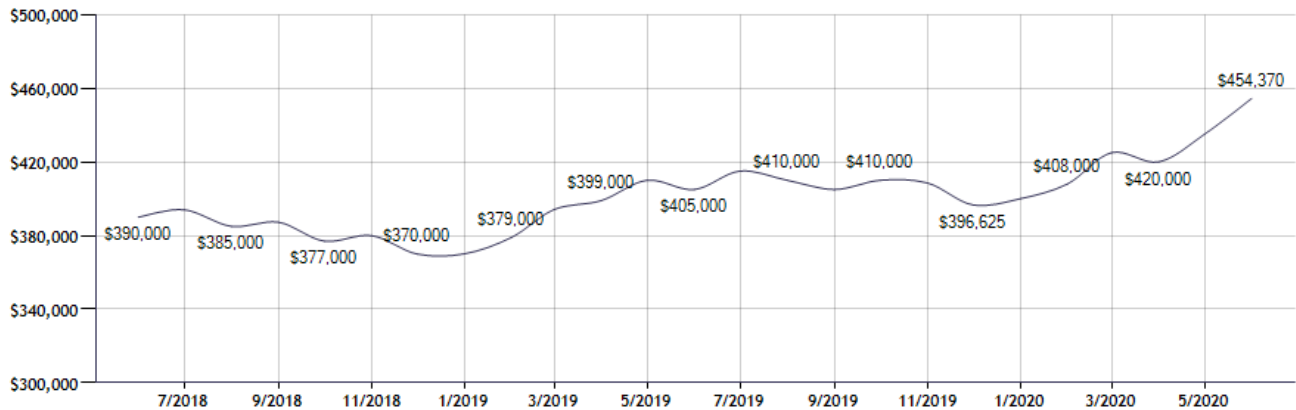
Current Available Inventory - 5,522
 Current Median List Price - \$549,000

Residential, Condo, Co-op Properties



Month	Current Year	Prior Year	% Change
Jun-2020	\$454,370	\$405,000	12.2
May-2020	\$435,000	\$410,000	6.1
Apr-2020	\$420,000	\$399,000	5.3
Mar-2020	\$425,000	\$394,160	7.8
Feb-2020	\$408,000	\$379,000	7.7
Jan-2020	\$399,999	\$370,000	8.1
Dec-2019	\$396,625	\$370,000	7.2
Nov-2019	\$408,550	\$379,999	7.5
Oct-2019	\$410,000	\$377,000	8.8
Sep-2019	\$405,000	\$387,250	4.6
Aug-2019	\$410,000	\$385,000	6.5
Jul-2019	\$415,000	\$394,000	5.3

Pending Sales Median Price for: Location: Suffolk (County) (Last 24 Months - Residential, Condo, Co-op Properties)



Note: Information displayed in the data table is compiled by OneKey™ MLS and represents a combined total of Residential, Condo, Co-op Properties sales for the selected time frame. Only available data will be displayed. Please note that small data samples will skew the % of change year to year. This information is intended for marketing purposes only.

Sold Property Counts for:

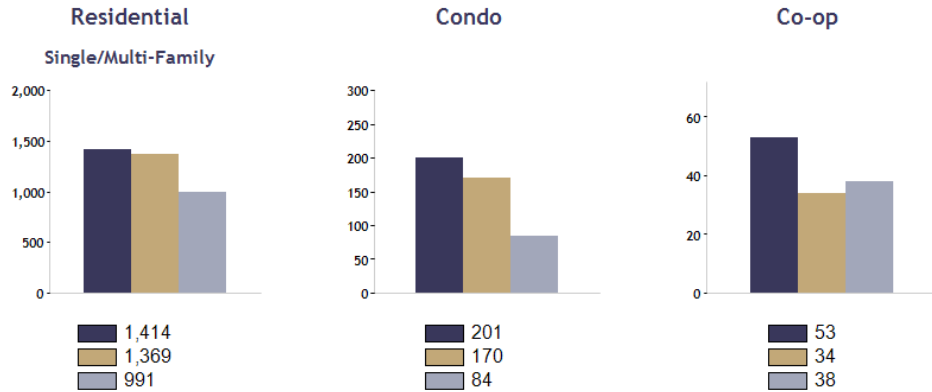
Location: Suffolk (County)

Date Range



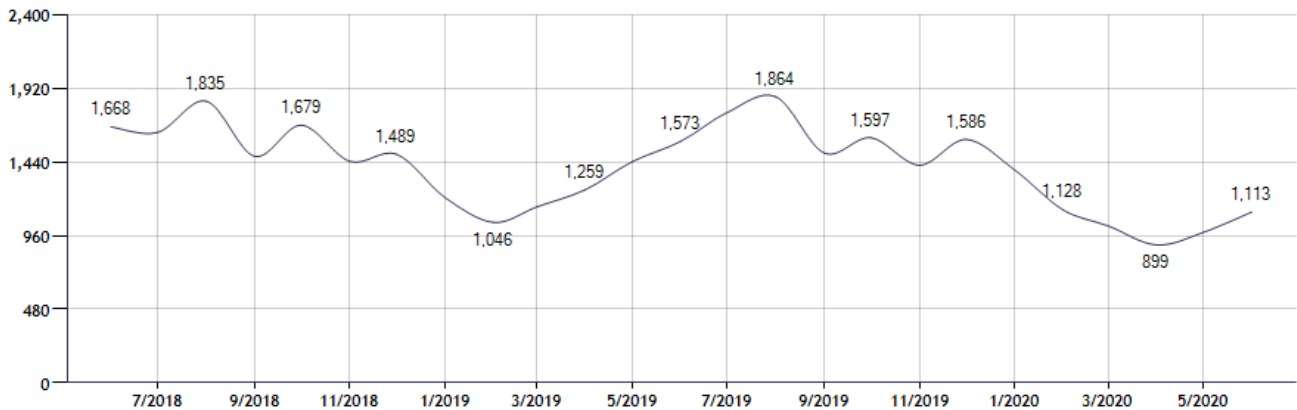
Current Available Inventory - 5,522
 Current Median List Price - \$549,000

Residential, Condo, Co-op Properties



Month	Current Year	Prior Year	% Change
Jun-2020	1,113	1,573	-29.2
May-2020	981	1,441	-31.9
Apr-2020	899	1,259	-28.6
Mar-2020	1,023	1,147	-10.8
Feb-2020	1,128	1,046	7.8
Jan-2020	1,388	1,208	14.9
Dec-2019	1,586	1,489	6.5
Nov-2019	1,418	1,443	-1.7
Oct-2019	1,597	1,679	-4.9
Sep-2019	1,498	1,476	1.5
Aug-2019	1,864	1,835	1.6
Jul-2019	1,762	1,632	8.0

Sold Property Counts for: Location: Suffolk (County) (Last 24 Months - Residential, Condo, Co-op Properties)



Note: Information displayed in the data table is compiled by OneKey™ MLS and represents a combined total of Residential, Condo, Co-op Properties sales for the selected time frame. Only available data will be displayed. Please note that small data samples will skew the % of change year to year. This information is intended for marketing purposes only.

Pending Sales Counts for:

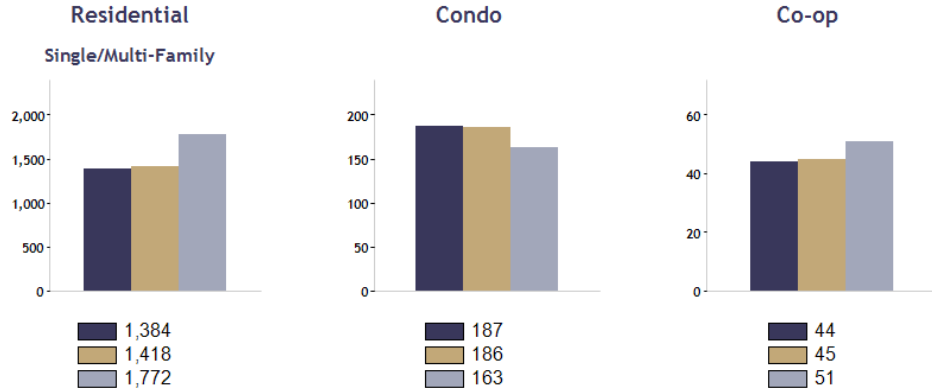
Location: Suffolk (County)

Date Range



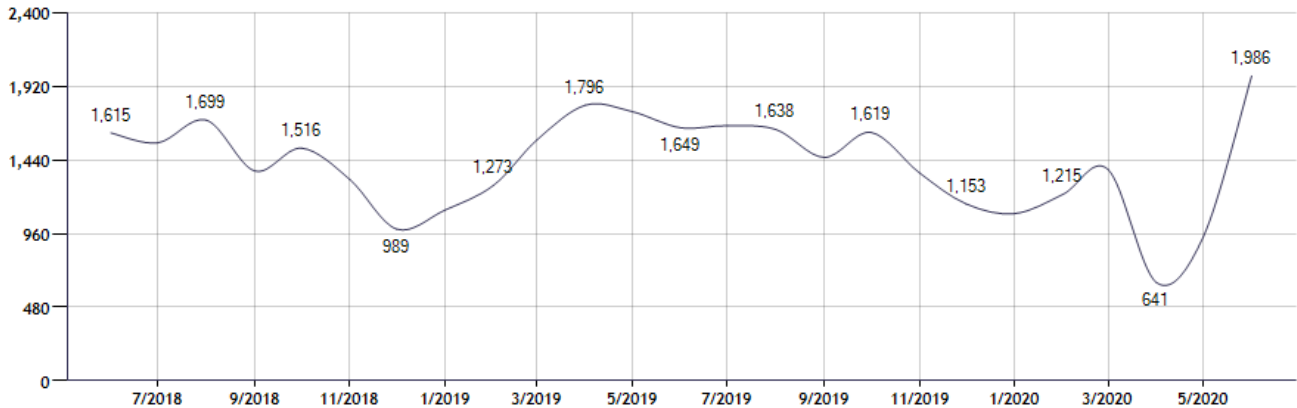
Current Available Inventory - 5,522
Current Median List Price - \$549,000

Residential, Condo, Co-op Properties



Month	Current Year	Prior Year	% Change
Jun-2020	1,986	1,649	20.4
May-2020	939	1,754	-46.5
Apr-2020	641	1,796	-64.3
Mar-2020	1,377	1,570	-12.3
Feb-2020	1,215	1,273	-4.6
Jan-2020	1,090	1,113	-2.1
Dec-2019	1,153	989	16.6
Nov-2019	1,356	1,312	3.4
Oct-2019	1,619	1,516	6.8
Sep-2019	1,456	1,368	6.4
Aug-2019	1,638	1,699	-3.6
Jul-2019	1,663	1,551	7.2

Pending Sales Counts for: Location: Suffolk (County) (Last 24 Months - Residential, Condo, Co-op Properties)



Note: Information displayed in the data table is compiled by OneKey™ MLS and represents a combined total of Residential, Condo, Co-op Properties sales for the selected time frame. Only available data will be displayed. Please note that small data samples will skew the % of change year to year. This information is intended for marketing purposes only.