



Nassau County Market Updates

June 2020

Closed Median Sale Price 2
Pending Median Sale Price 3
Number of Closed Monthly Transactions 4
Number of Pending Monthly Transaction 5

Sold Property Median Price for:

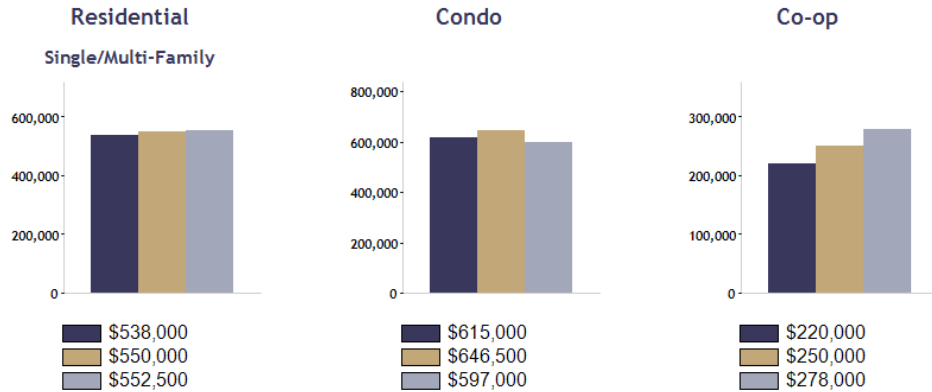
Location: Nassau (County)

Date Range

Jun 2018	Jun 2019	Jun 2020
----------	----------	----------

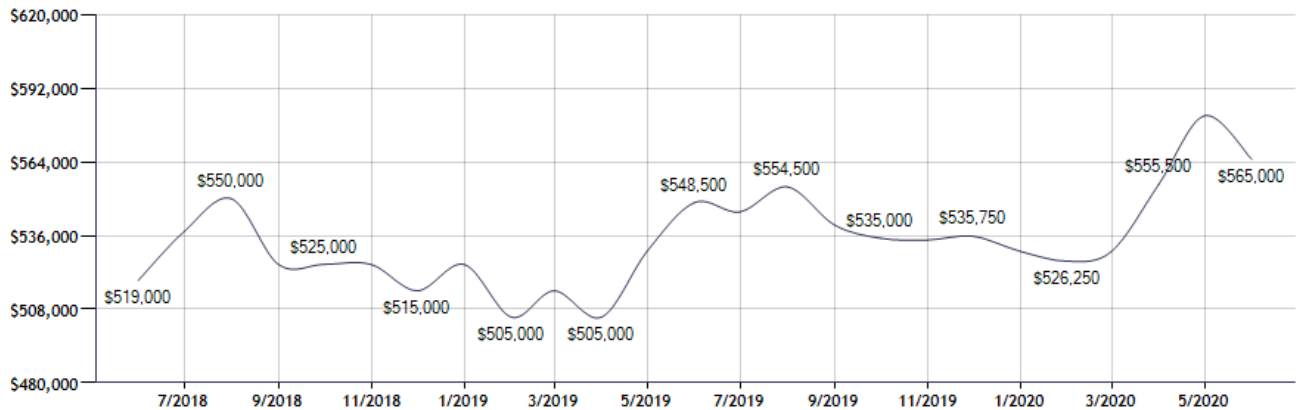
Current Available Inventory - 5,413
 Current Median List Price - \$688,000

Residential, Condo, Co-op Properties



Month	Current Year	Prior Year	% Change
Jun-2020	\$565,000	\$548,500	3.0
May-2020	\$581,500	\$530,000	9.7
Apr-2020	\$555,500	\$505,000	10.0
Mar-2020	\$530,000	\$515,000	2.9
Feb-2020	\$526,250	\$505,000	4.2
Jan-2020	\$530,000	\$525,000	1.0
Dec-2019	\$535,750	\$515,000	4.0
Nov-2019	\$534,300	\$525,000	1.8
Oct-2019	\$535,000	\$525,000	1.9
Sep-2019	\$540,000	\$525,000	2.9
Aug-2019	\$554,500	\$550,000	0.8
Jul-2019	\$545,000	\$537,500	1.4

Sold Property Median Price for: Location: Nassau (County) (Last 24 Months - Residential, Condo, Co-op Properties)



Note: Information displayed in the data table is compiled by OneKey™ MLS and represents a combined total of Residential, Condo, Co-op Properties sales for the selected time frame. Only available data will be displayed. Please note that small data samples will skew the % of change year to year. This information is intended for marketing purposes only.

Pending Sales Median Price for:

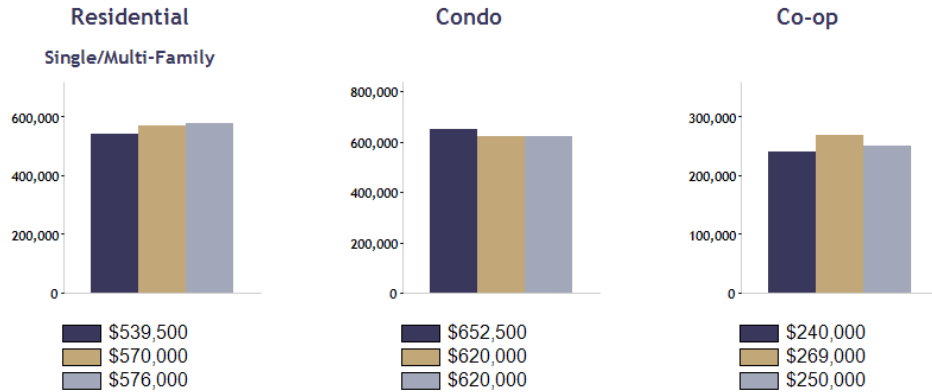
Location: Nassau (County)

Date Range

Jun 2018	Jun 2019	Jun 2020
----------	----------	----------

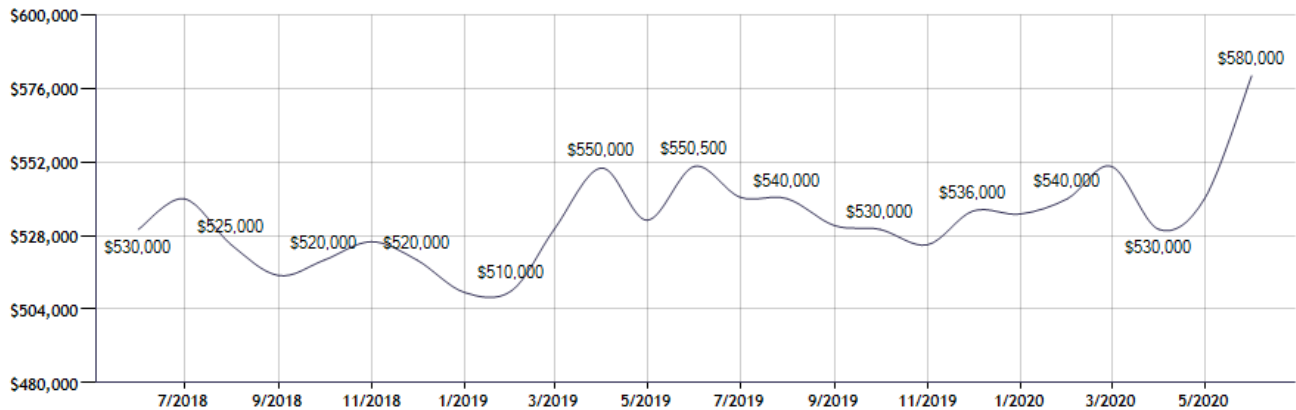
Current Available Inventory - 5,414
 Current Median List Price - \$688,000

Residential, Condo, Co-op Properties



Month	Current Year	Prior Year	% Change
Jun-2020	\$580,000	\$550,500	5.4
May-2020	\$540,000	\$533,000	1.3
Apr-2020	\$530,000	\$550,000	-3.6
Mar-2020	\$550,500	\$530,000	3.9
Feb-2020	\$540,000	\$510,000	5.9
Jan-2020	\$535,000	\$509,500	5.0
Dec-2019	\$536,000	\$520,000	3.1
Nov-2019	\$525,000	\$526,000	-0.2
Oct-2019	\$530,000	\$520,000	1.9
Sep-2019	\$531,250	\$515,000	3.2
Aug-2019	\$540,000	\$525,000	2.9
Jul-2019	\$540,500	\$540,000	0.1

Pending Sales Median Price for: Location: Nassau (County) (Last 24 Months - Residential, Condo, Co-op Properties)



Note: Information displayed in the data table is compiled by OneKey™ MLS and represents a combined total of Residential, Condo, Co-op Properties sales for the selected time frame. Only available data will be displayed. Please note that small data samples will skew the % of change year to year. This information is intended for marketing purposes only.

Sold Property Counts for:

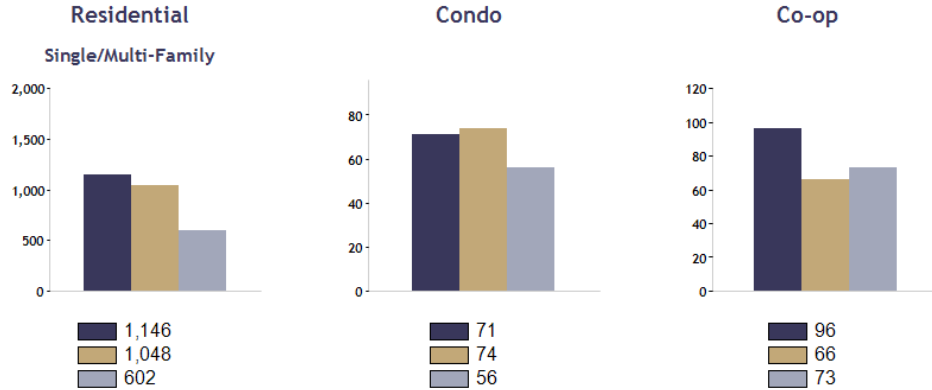
Location: Nassau (County)

Date Range



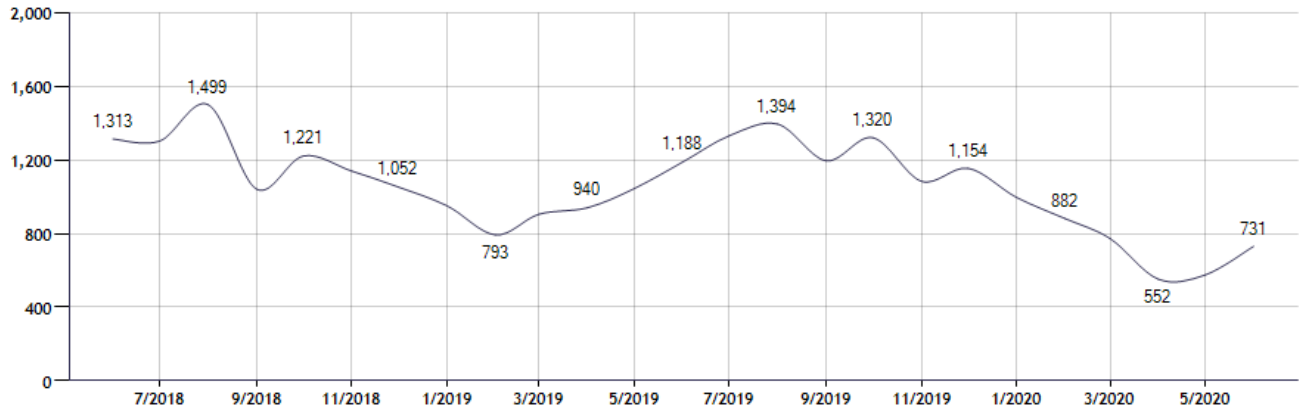
Current Available Inventory - 5,413
 Current Median List Price - \$688,000

Residential, Condo, Co-op Properties



Month	Current Year	Prior Year	% Change
Jun-2020	731	1,188	-38.5
May-2020	576	1,044	-44.8
Apr-2020	552	940	-41.3
Mar-2020	773	905	-14.6
Feb-2020	882	793	11.2
Jan-2020	996	951	4.7
Dec-2019	1,154	1,052	9.7
Nov-2019	1,084	1,139	-4.8
Oct-2019	1,320	1,221	8.1
Sep-2019	1,195	1,041	14.8
Aug-2019	1,394	1,499	-7.0
Jul-2019	1,331	1,302	2.2

Sold Property Counts for: Location: Nassau (County) (Last 24 Months - Residential, Condo, Co-op Properties)



Note: Information displayed in the data table is compiled by OneKey™ MLS and represents a combined total of Residential, Condo, Co-op Properties sales for the selected time frame. Only available data will be displayed. Please note that small data samples will skew the % of change year to year. This information is intended for marketing purposes only.

Pending Sales Counts for:

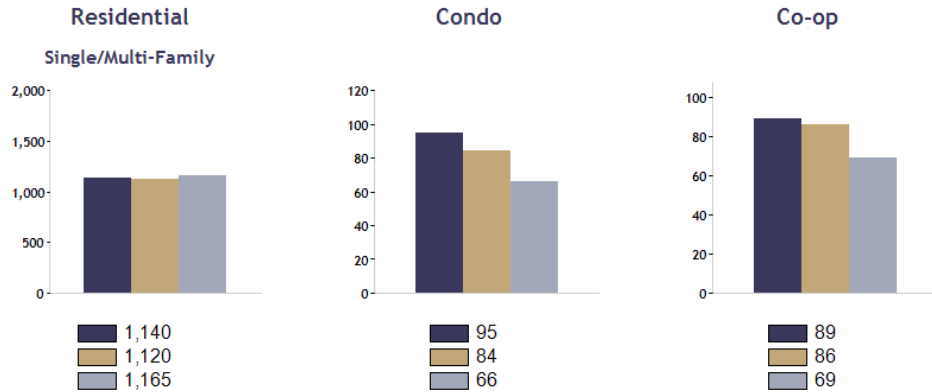
Location: Nassau (County)

Date Range



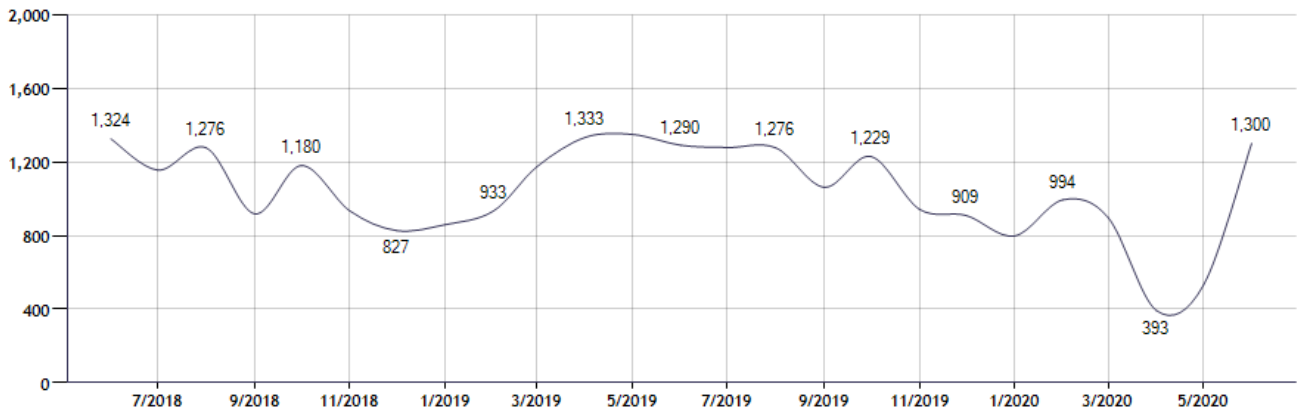
Current Available Inventory - 5,415
Current Median List Price - \$688,000

Residential, Condo, Co-op Properties



Month	Current Year	Prior Year	% Change
Jun-2020	1,300	1,290	0.8
May-2020	529	1,349	-60.8
Apr-2020	393	1,333	-70.5
Mar-2020	898	1,174	-23.5
Feb-2020	994	933	6.5
Jan-2020	798	859	-7.1
Dec-2019	909	827	9.9
Nov-2019	943	934	1.0
Oct-2019	1,229	1,180	4.2
Sep-2019	1,062	918	15.7
Aug-2019	1,276	1,276	0.0
Jul-2019	1,278	1,155	10.6

Pending Sales Counts for: Location: Nassau (County) (Last 24 Months - Residential, Condo, Co-op Properties)



Note: Information displayed in the data table is compiled by OneKey™ MLS and represents a combined total of Residential, Condo, Co-op Properties sales for the selected time frame. Only available data will be displayed. Please note that small data samples will skew the % of change year to year. This information is intended for marketing purposes only.