

May 2020

Closed Median Sale Price 2
Pending Median Sale Price 3
Number of Closed Monthly Transactions 4
Number of Pending Monthly Transaction 5

Sold Property Median Price for:

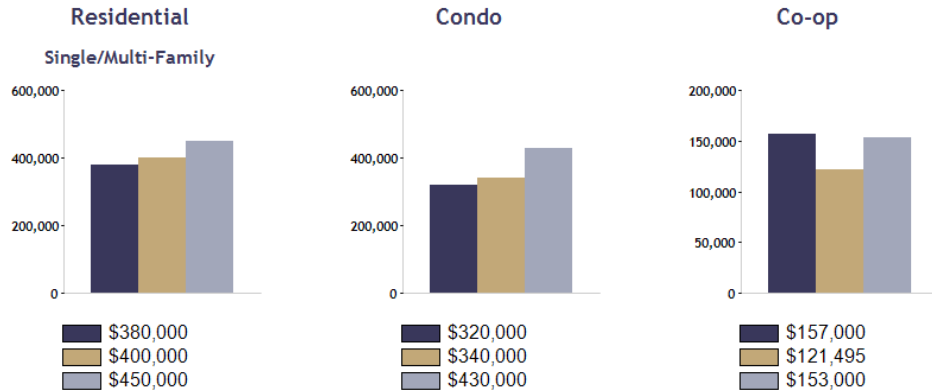
Location: Suffolk (County)

Date Range

May 2018	May 2019	May 2020
----------	----------	----------

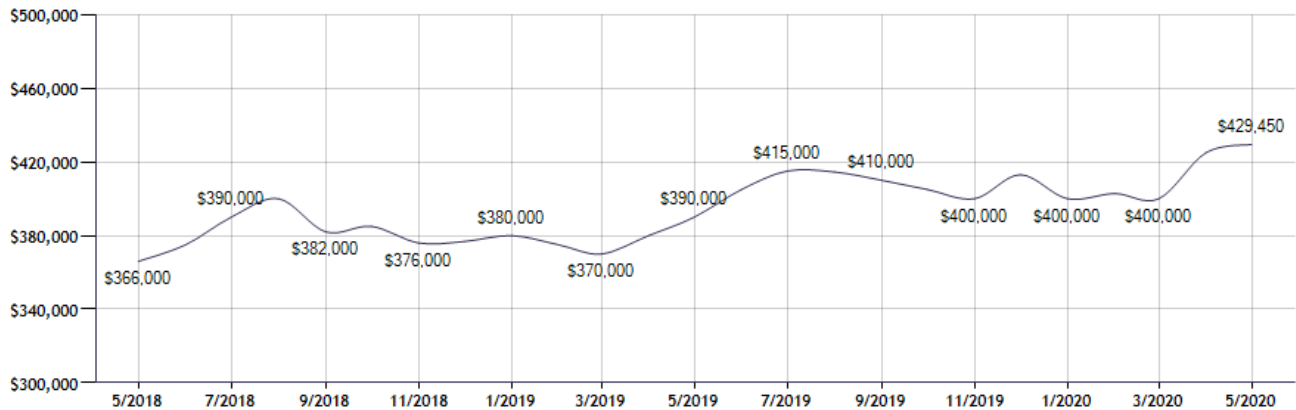
Current Available Inventory - 5,402
 Current Median List Price - \$549,000

Residential, Condo, Co-op Properties



Month	Current Year	Prior Year	% Change
May-2020	\$429,450	\$390,000	10.1
Apr-2020	\$425,000	\$380,000	11.8
Mar-2020	\$400,000	\$370,000	8.1
Feb-2020	\$402,800	\$375,000	7.4
Jan-2020	\$400,000	\$380,000	5.3
Dec-2019	\$413,000	\$376,800	9.6
Nov-2019	\$400,000	\$376,000	6.4
Oct-2019	\$405,000	\$385,000	5.2
Sep-2019	\$410,000	\$382,000	7.3
Aug-2019	\$414,500	\$400,000	3.6
Jul-2019	\$415,000	\$390,000	6.4
Jun-2019	\$405,000	\$375,000	8.0

Sold Property Median Price for: Location: Suffolk (County) (Last 24 Months - Residential, Condo, Co-op Properties)



Note: Information displayed in the data table is compiled by OneKey™ MLS and represents a combined total of Residential, Condo, Co-op Properties sales for the selected time frame. Only available data will be displayed. Please note that small data samples will skew the % of change year to year. This information is intended for marketing purposes only.

Pending Sales Median Price for:

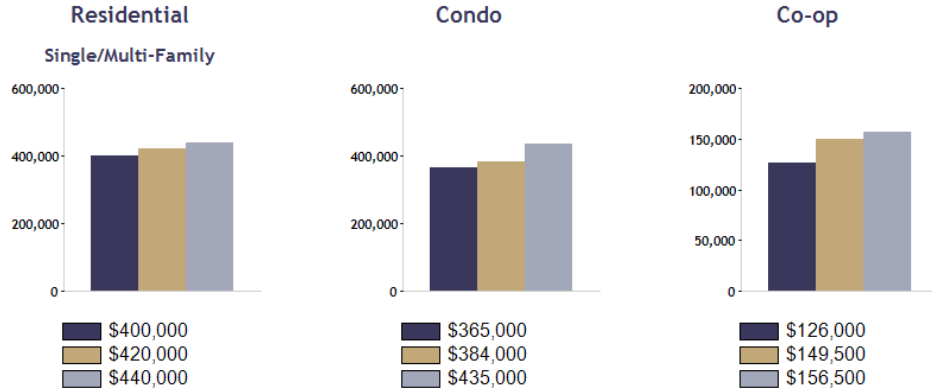
Location: Suffolk (County)

Date Range

May 2018	May 2019	May 2020
----------	----------	----------

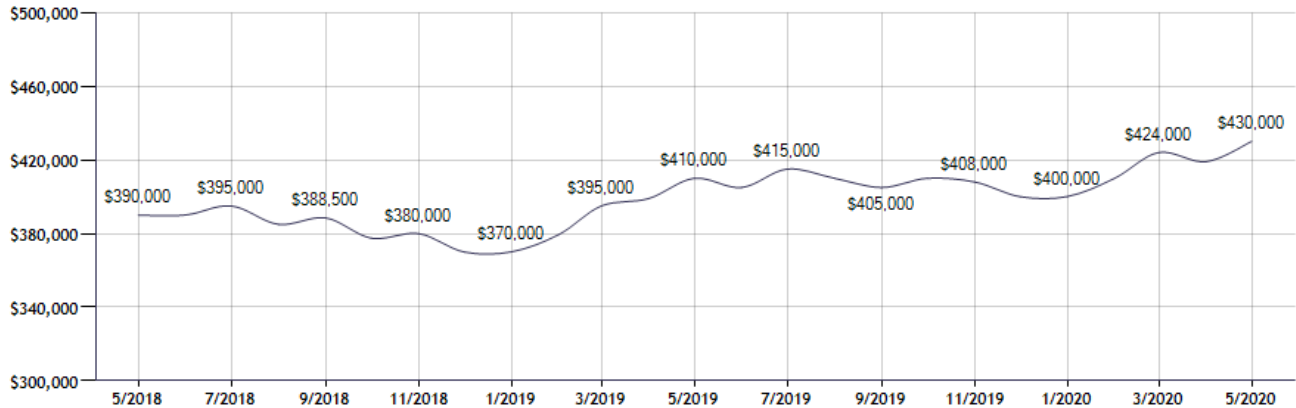
Current Available Inventory - 5,402
 Current Median List Price - \$549,000

Residential, Condo, Co-op Properties



Month	Current Year	Prior Year	% Change
May-2020	\$430,000	\$410,000	4.9
Apr-2020	\$419,000	\$399,000	5.0
Mar-2020	\$424,000	\$395,000	7.3
Feb-2020	\$410,000	\$379,450	8.1
Jan-2020	\$400,000	\$370,000	8.1
Dec-2019	\$400,000	\$370,000	8.1
Nov-2019	\$408,000	\$380,000	7.4
Oct-2019	\$410,000	\$377,500	8.6
Sep-2019	\$405,000	\$388,500	4.2
Aug-2019	\$410,000	\$385,000	6.5
Jul-2019	\$415,000	\$395,000	5.1
Jun-2019	\$405,000	\$390,000	3.8

Pending Sales Median Price for: Location: Suffolk (County) (Last 24 Months - Residential, Condo, Co-op Properties)

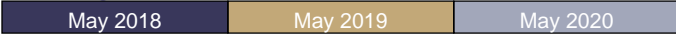


Note: Information displayed in the data table is compiled by OneKey™ MLS and represents a combined total of Residential, Condo, Co-op Properties sales for the selected time frame. Only available data will be displayed. Please note that small data samples will skew the % of change year to year. This information is intended for marketing purposes only.

Sold Property Counts for:

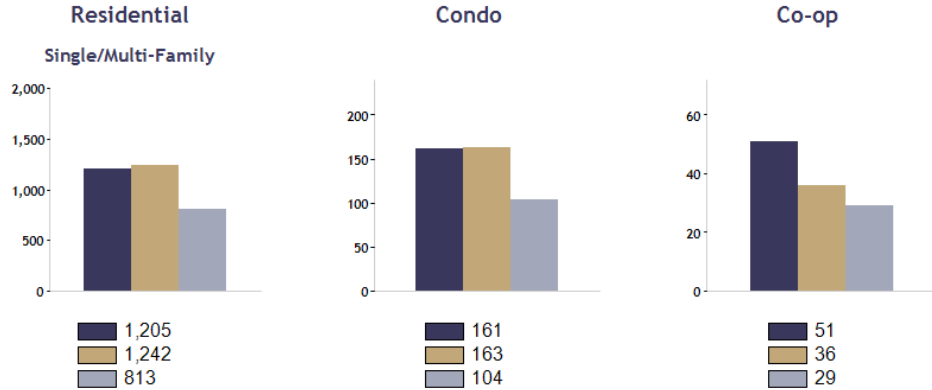
Location: Suffolk (County)

Date Range



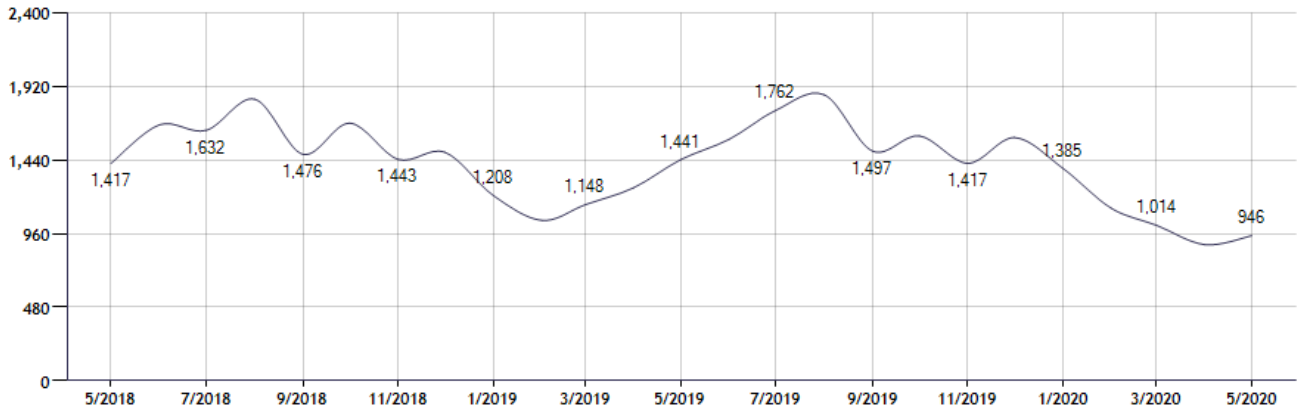
Current Available Inventory - 5,402
 Current Median List Price - \$549,000

Residential, Condo, Co-op Properties



Month	Current Year	Prior Year	% Change
May-2020	946	1,441	-34.4
Apr-2020	888	1,259	-29.5
Mar-2020	1,014	1,148	-11.7
Feb-2020	1,125	1,046	7.6
Jan-2020	1,385	1,208	14.7
Dec-2019	1,585	1,489	6.4
Nov-2019	1,417	1,443	-1.8
Oct-2019	1,596	1,679	-4.9
Sep-2019	1,497	1,476	1.4
Aug-2019	1,864	1,835	1.6
Jul-2019	1,762	1,632	8.0
Jun-2019	1,573	1,668	-5.7

Sold Property Counts for: Location: Suffolk (County) (Last 24 Months - Residential, Condo, Co-op Properties)



Note: Information displayed in the data table is compiled by OneKey™ MLS and represents a combined total of Residential, Condo, Co-op Properties sales for the selected time frame. Only available data will be displayed. Please note that small data samples will skew the % of change year to year. This information is intended for marketing purposes only.

Pending Sales Counts for:

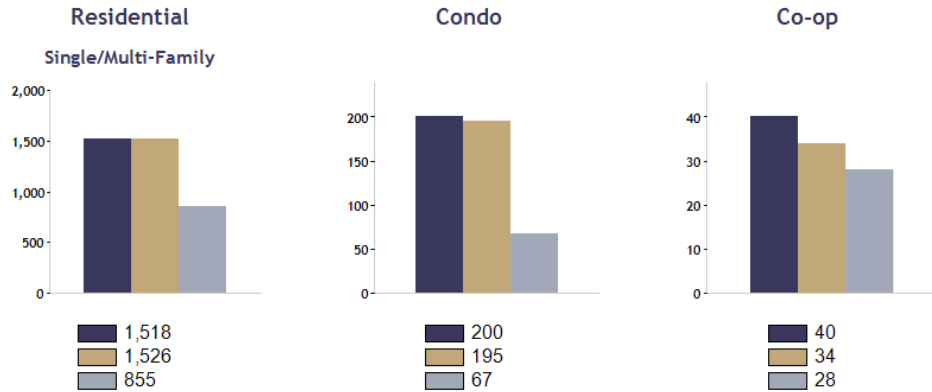
Location: Suffolk (County)

Date Range



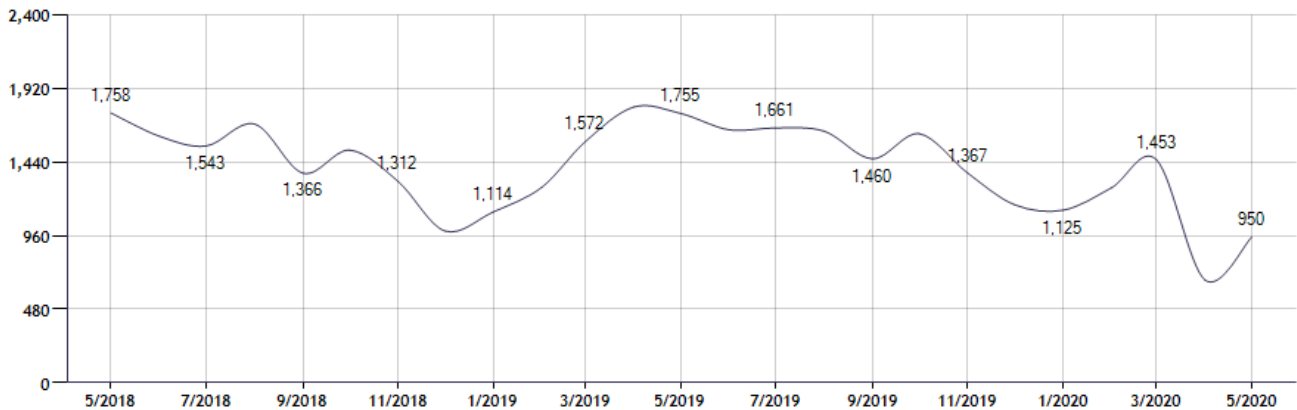
Current Available Inventory - 5,402
 Current Median List Price - \$549,000

Residential, Condo, Co-op Properties



Month	Current Year	Prior Year	% Change
May-2020	950	1,755	-45.9
Apr-2020	671	1,797	-62.7
Mar-2020	1,453	1,572	-7.6
Feb-2020	1,270	1,274	-0.3
Jan-2020	1,125	1,114	1.0
Dec-2019	1,161	990	17.3
Nov-2019	1,367	1,312	4.2
Oct-2019	1,623	1,516	7.1
Sep-2019	1,460	1,366	6.9
Aug-2019	1,640	1,686	-2.7
Jul-2019	1,661	1,543	7.6
Jun-2019	1,649	1,607	2.6

Pending Sales Counts for: Location: Suffolk (County) (Last 24 Months - Residential, Condo, Co-op Properties)



Note: Information displayed in the data table is compiled by OneKey™ MLS and represents a combined total of Residential, Condo, Co-op Properties sales for the selected time frame. Only available data will be displayed. Please note that small data samples will skew the % of change year to year. This information is intended for marketing purposes only.